



# HGV

Org. No. A003523F



## PARAFFINALIA NEWSLETTER

**VOLUME 22, NUMBER 4**  
**August 2017**

The HGV aims to provide a dynamic continuing education program in which all persons with an interest in Histology and Histotechnology are freely invited to participate.

### **CONTENTS:**

**Blurb from the Burbs**  
**Under the Microscope**  
**Review of Trivia Night**  
**AGM Minutes & Nomination form**  
**AGM Financials**  
**Next Scientific Meeting Notice**  
**Future Events 2017**

# Committee Page

---

The members of the Histology Group of Victoria 2017 are:

Name	Institution
Mark Bromley	Melbourne Pathology
Adrian Warmington	Clinicallabs
Kerrie Scott-Dowell	Dorevitch Pathology/LeicaBiosystems
Elizabeth Baranyai	Cabrini Health
Samantha Arandelovic	Clinicallabs
Alison Boyd	St. Vincent's Pathology
Kellie Vukovic	Sullivan Nicolaides Pathology
Sue Sturrock	Peter MacCallum Cancer Centre
Meghan Leo	Peter MacCallum Cancer Centre
Kellie Madigan	Leica Biosystems

Contact us at

<http://www.hgv.org.au/contact-us>

Membership enquiries: [membership@hgv.org.au](mailto:membership@hgv.org.au)

General enquiries: [secretary@hgv.org.au](mailto:secretary@hgv.org.au)

Sponsorship/Advertising enquiries: [trade@hgv.org.au](mailto:trade@hgv.org.au)

Newsletter enquiries: [editor@hgv.org.au](mailto:editor@hgv.org.au)

Advertising for the next edition of Paraffinalia closes: **1<sup>st</sup> April, 2017**

## **Paraffinalia Rates:**

**A4 Electronically Submitted \$300 (no GST)**  
**(Will be colour for e-newsletter and B&W for hard copy)**  
**Flat Rate Per page colour**

**Used Equipment FREE**  
**50 words – no logos/no pictures**

**Positions Vacant**  
**No Logo up to 75 words FREE**  
**A4 with logo \$200 (no GST)**

## **Electronic Rates:**

**Positions Vacant-FREE email to membership**

**-FREE list on Website**

## **Articles & Reports:**

Author enquiries and readers wishing to contribute articles or reports can contact the Editor - [editor@hgv.org.au](mailto:editor@hgv.org.au)

Please email articles (preferably Microsoft Word format) for inclusion in the next edition to [editor@hgv.org.au](mailto:editor@hgv.org.au) All items submitted for publication will then become the sole property of the Histology Group of Victoria Inc.

## **Disclaimer:**

Any opinions expressed in this publication are solely those of the contributing author and are not necessarily reflective of the Histology Group of Victoria Incorporated or the editor.

**NOTE:** No responsibility is assumed by the Histology Group of Victoria Incorporated for any injury and/or damage to persons or property as a matter of products liability, negligence or otherwise, or from any use or operation of any methods, products, instructions or ideas contained in the material herein. It is the user's responsibility to ensure that all procedures are carried out according to appropriate Health and Safety requirements.

Copyright of this newsletter "Paraffinalia" is held by the Histology Group of Victoria Incorporated. No material may be reproduced in part or in whole without written consent from the copyright holders. All rights reserved.

# Blurb from the Burbs

Greetings from the Burbs,

A big thank you to everyone who ventured out to The Metropolitan Hotel to lock neurons against your fellow histology types in our annual trivia night. It was a great success. Congratulations to Peter Mac on their victory (again!) and a special shout out to Kellie Vukovic, who organised the whole thing from 1375 km away.

Our next scientific meeting is scheduled for the 21<sup>st</sup> of Sept and as usual will be held at Peter Mac. The topic is immunohistochemistry and will include a presentation by David Byrne all about PD-L1 which is very topical, and will hopefully clear up all of the confusion with different clones and protocols for the different PD-L1 inhibitors out there.

Those lucky enough to be going to the 43<sup>rd</sup> Annual NSH Symposium/Convention in Orlando, Florida in September better have their registrations in by now, as early bird rates have ended.

And for the rest of us who are instead heading to Hobart for what I'm sure will be far superior to anything going on in Orlando, registrations are progressing well, and unlike the NSH, our early bird period will go on for a little longer. The program is looking great, so jump on the website and put your name down if you haven't already. MONA awaits you!

Mark.



Trivia night winners



## NATIONAL HISTOLOGY CONFERENCE

17-19 November 2017 | Hotel Grand Chancellor, Hobart

# Your Invitation to Attend

**November 17<sup>th</sup> – 19<sup>th</sup> 2017**

The organising committee invites delegates, presenters and trade representatives to Hobart for the 8th National Histology Conference, and the first upon Tasmanian soil.

Delegates will experience a range of workshops and plenary sessions designed to provide continuing professional development in histology, showcase modern equipment and consumables and experience a little of what Hobart and Tasmania has to offer.

## Registration

*Early registration closes 30<sup>th</sup> September 2017*

### Full Registration

AUD\$450 – Early  
AUD\$590 – Early + Dinner  
AUD\$550 – Standard  
AUD\$690 – Standard + Dinner

### Student Registrations

AUD\$150 – Student

### Day Registrations

*Saturday or Sunday*

AUD\$270 – Early Saturday  
AUD\$180 – Early Sunday  
AUD\$320 – Standard Saturday  
AUD\$230 – Standard Sunday  
AUD\$100 – Student Saturday  
AUD\$ 75 – Student Sunday

### Workshops

Friday AM & PM  
AUD\$95

### Social MONA

Friday PM  
AUD\$22 – Ferry  
(museum entry AUD\$28)

### Conference Dinner

Saturday Evening 6.30-late  
AUD\$140

# Submit an Abstract

Submission of Oral abstracts is closed.

Poster submissions are still welcome. Submit via the [presentation portal](#) on the conference website.

## Workshops

**16th November – PM \$95**

- Multiplex  
*Mike Verney, Biocare Medical*

**17th November – AM \$95**

- Tissue recognition – The Basics  
*Dr Tayiba Tayiba*

- Pathology of Surgical Cut-up  
*Dr Ros Malley*

**17th November – PM \$95**

- Tissue recognition – The weird, the wonderful and the wacky  
*Dr Nada Dickinson*

- Perfecting the GRAM stain  
*Members of the Anatomical Pathology Quality Assurance Program and Technical Committee Members*

**18th November – AM \$70**

- Molecular Breakfast  
*Scott Reed, Agilent Technologies*

[For more full workshop descriptions click here.](#)



Please visit the conference website for more information  
**[www.nationalhistologyconference.com](http://www.nationalhistologyconference.com)**


Conference Design | [mail@conferencedesign.com.au](mailto:mail@conferencedesign.com.au)



Advancing Cancer Diagnostics  
Improving Lives



## Biopsy



## Preamalytics



## Primary Staining



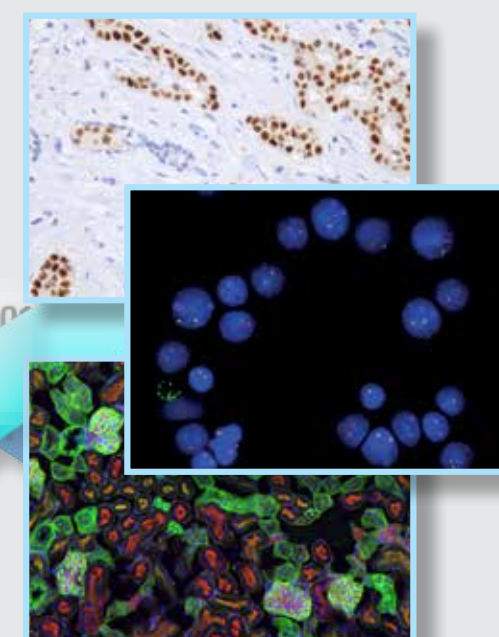
## IHC/ISH



## Imaging




## Diagnosis



1. Only company to own the workflow from biopsy to diagnosis

3. Enabling control of the lab through IT solutions

2. Dedicated consumables for our instruments



# Beginning to End Integration

Leica Biosystems holistic approach to tissue diagnostics

# Under the Microscope :

## Anne Prins

### Histology, John Curtin School of Medical Research, ANU

Reported by: Kellie Vukovic

#### 1. What was your first part-time job?

I grew up on a farm and the way I earned money was to go rabbiting on weekends and school holidays. I went armed with a shovel, pocket knife and two old dogs. Dad sold the dried skins for me as I would have been 'ripped off' by the skin merchant. I received ninepence (8 cents) per skin.

#### 2. How long have you worked in histology?

I commenced 51 years ago in Pathology, rotating through all labs as a trainee at QVH. My first payday was 'C' day\*— earning the princely sum of \$17.48, less tax of 80 cents as it was only 4 days pay. I worked in Histology after finishing my Diploma doing locums with Dr Dorevitch in Camberwell, A/H at Cabrini, as well as weekend work in Biochemistry at RCH. I moved to Canberra in 1983 and have been in Histology ever since with 5 years in Sydney.

#### 3. When people ask, "So, what do you do?" How do you explain Histology?

I explain that when doctors remove a skin lesion for example, we make the special preparations so that a diagnosis can be made. Unfortunately, I'm usually asked at meal times and have a reputation for killing appetites as I usually talk too enthusiastically.

#### 4. What is a skill you'd like to learn and why?

Learn to play the violin. I've always loved the violin but never had the chance to learn. I'm assured I'm never too old to learn and a dear friend (brave woman) has offered to try and teach me!!!

#### 5. If money was no object, what would you do all day?

Probably still work as I enjoy my work, especially in a research school. There are always different and interesting specimens to deal with and strange requests plus there are no difficult/demanding surgeons or pathologists.

#### 6. What's an ideal weekend for you?

Cold and wet, with no need to feel guilty about not doing outside jobs – just turn up the heater and rug up with a couple of books.

**7. If you could take only THREE items with you to a deserted island, what would they be?**

As long as it could be three CARTONS of books, I'd be happy.

**8. What is the best conference you have ever attended?**

A tossup between Adelaide in 2009 and Melbourne in 2013.


**9. What's on your bucket list this year?**

Surviving the year – it seems out of control at present.

**10. Where do you most want to travel, but have never been?**

I love train travel so would love to travel the Trans-Siberian railway from Vladivostok to Moscow and then go on to Istanbul, travelling to Paris on the Orient Express.


**\*For those too young to remember, C day was the day we switched to decimal currency, 14<sup>th</sup> February, 1966.**






# VEGA Laser Cassette Marker

The Vega Laser Cassette Marker offers permanent indelible marking of tissue cassettes with text, linear barcodes, and two-dimensional barcodes.




## VEGA FEATURES:

- **Unique phase technology permanently marks cassette surfaces**  
Cassettes are printed using an innovative low-powered YAG laser.  
Text and barcode images are high resolution (600 dpi)
- **Small footprint, fast print speed, high resolution**  
12 cassettes per minute (one every 5 seconds)
- **Six cassette magazines**  
Up to six different cassette colours simultaneously
- **Full LIS/LIMS system integration**  
Supports linear and two-dimensional barcode and true type fonts
- **Reduced operational expenses**  
Eliminates the need for ink cartridges, ribbon and UV fixing lights



**DM 100 characters**



**DM 50 characters**

# 2017 Trivia Night Review

**By Kellie Vukovic**

The 2017 Trivia night held on Friday 21st July at The Metropolitan Hotel was another huge success with 97 participants. There was good food, friendly staff, an entertaining host, movie tickets, wine, chocolates and of course the inaugural wax covered trophy. The bonus Histology round was especially competitive this year with teams only being given a song to complete the 10 questions in. Throughout the night there was fierce competition from the leading tables but it all came down to the last round and a tie breaker question. One representative team member from Peter Mac and The Alfred were faced with a higher/ lower question that came down to how many calories are in one stick of Juicy Fruit chewing gum? (Answer = 8 calories)

The results were:

RANKING	TEAM
1 <sup>ST</sup>	Peter Peter Pumpkin Eater (Peter Mac)
2 <sup>nd</sup>	Alfred and Friend (Alfred/Roche)
3 <sup>rd</sup>	Kermit (RMIT)
4 <sup>th</sup>	Anatomically Incorrect
5 <sup>th</sup>	Baby Beavers
6 <sup>th</sup>	The team formally known as...
7 <sup>th</sup>	Leica Pole Dancer
8 <sup>th</sup>	Quizzzy McQuizface
9 <sup>th</sup>	Mixa Lot

We would like to say a big thank you to our generous sponsors because without their support a night like this couldn't happen – Leica, Metagene, Abacus, ThermoFisher, Roche and Abacus!







# Designed for performance Created for comfort

## The Ultimate in Cryotomy

Thermo Scientific CryoStar NX50 CryoStat

Exceptional sectioning quality. Ergonomic design. Energy efficient.

### Superior Section Quality

Achieved by minimising vibration to deliver a smooth movement of the specimen across the blade.

- Stable blade holder for mounting blade
- Dedicated low and high-profile blade holders
- Steady controlled horizontal advance of blade to specimen

### User Comfort

Optional motorised height adjustment allows each operator to customise the Thermo Scientific™ CryoStar™ NX50 height to suit their needs and comfort level whether seated or standing.

### Spacious Work Chamber

Large 42 litre open cryochamber provides enhanced storage capacity within a larger working area, enabling greater flexibility of movement for users.

### Convenience and Ease of Use

Touch screen interface with intuitive software is the single point of control for the Thermo Scientific CryoStar NX50 cryostat delivering quick and streamlined operation.

### Rapid Cold-D Disinfection

Sanosil® mist is certified to effectively decontaminate the chamber within 50 minutes.

Find out more at [thermofisher.com/coh](http://thermofisher.com/coh)

© 2017 Thermo Fisher Scientific Inc. All rights reserved. Trademarks used are owned as indicated on [thermofisher.com.au/trademarks](http://thermofisher.com.au/trademarks).  
1499231482

#### Order Placement:

For customer service, call 1300-735-292

To fax an order, use 1800-067-639

To email an order, [ordersau@thermofisher.com](mailto:ordersau@thermofisher.com)

#### Contact Us:

For customer service, call 1300-735-292

For service and calibration, call 1300-736-767

To order online: [thermofisher.com.au](http://thermofisher.com.au)

**ThermoFisher**  
S C I E N T I F I C



More trivia Night Snaps





# TekEquipment™

Down-Draft Grossing Tables | Ventilated Cabinets | Mortuary Equipment

## Down-Draft Grossing Workstation

- GrossPath GP-1500
- Integrated active carbon air recirculation filter
- No ducted ventilation system needed
- Height adjustable



## Ventilated Staining Tables

- FT series
- Roll out trolley option
- Height adjustable shelving
- Ducted or integrated fan & filter
- Stainless steel or glass doors

## Mortuary & Autopsy Equipment

- High quality & innovative products
- Stainless steel construction
- Large range of equipment including: trolleys, body trays, racking, autopsy tables & cool rooms
- CAD autopsy room & lab design service



[www.tekequipment.com.au](http://www.tekequipment.com.au) | 1300 368 138 | [info@tekequipment.com.au](mailto:info@tekequipment.com.au)



Org. No. A0035235F

**MEETING NOTICE & AGENDA  
Histology Group of Victoria Incorporated  
Annual General Meeting**

**The Histology Group of Victoria hereby provides notice of the 2016/2017  
Annual General Meeting**

**Thursday 21<sup>st</sup> September, 2017 at 6:45pm**

**Peter MacCallum Cancer Centre  
Level 7 Lecture Theatre B  
VCCC Building  
305 Grattan Street, Parkville**

**Meeting Open**

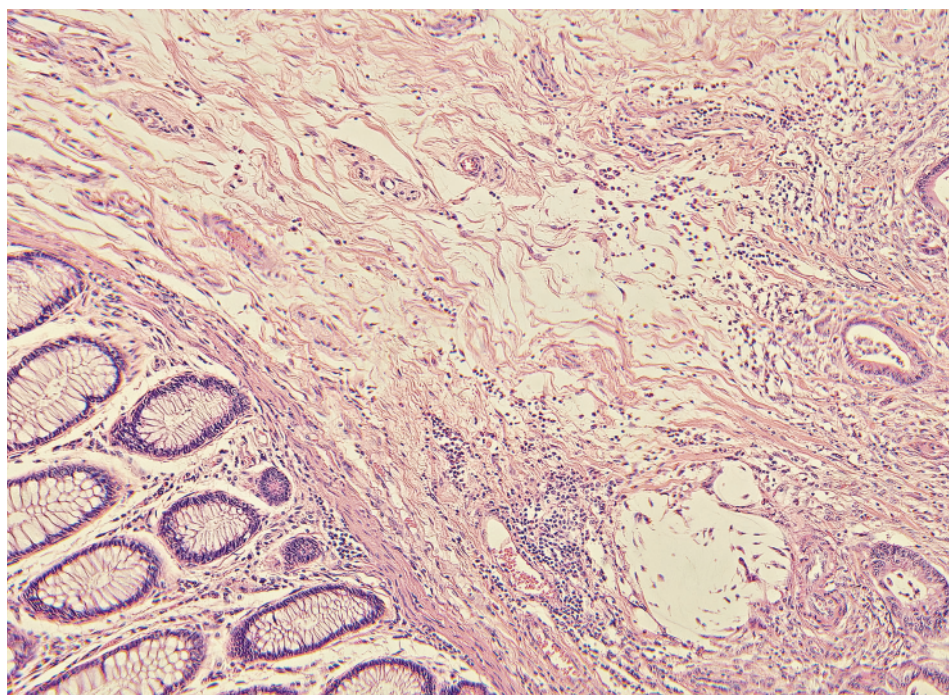
- 1. Minutes AGM 2015/2016**
- 2. President's Report**
- 3. Financial Report**
- 4. Election of office bearers and committee**
- 5. General Business**

**Meeting Closed**





For flexibility



Performance | Reliability | Better diagnosis

## Microscope slides and specialty glass



A comprehensive portfolio to cover multiple applications within a tissue diagnostic laboratory.

Visit [www.trajanscimed.com/slides](http://www.trajanscimed.com/slides) or contact us for assistance and a trial sample pack.

*Stain image: Colon cancer.*





Org.No. A0035235F

# **Nomination Form**

## **Histology Group of Victoria Committee**

**Thursday 21<sup>st</sup> September, 2017 at 6:45pm**

**Peter MacCallum Cancer Centre  
Level 7 Lecture Theatre B  
VCCC Building  
305 Grattan Street, Parkville**

Nominated Person: \_\_\_\_\_

Institution: \_\_\_\_\_

Email Address: \_\_\_\_\_

Position Nominated For:    ☐ President                      ☐ Treasurer  
(Please tick box)                      ☐ Secretary                      ☐ Committee Member

**All nominations must be signed by two HGV members**  
(If you receive Paraffinalia you are a member)

Name of Member: \_\_\_\_\_ Signature: \_\_\_\_\_

Name of Member: \_\_\_\_\_ Signature: \_\_\_\_\_

**Nominations must have the consent of the nominee**

Signature of Nominee: \_\_\_\_\_

**Nominations must be returned no later than COB Thursday 14<sup>th</sup> September, 2017.**

Please scan and email nomination form to [secretary@hgv.org.au](mailto:secretary@hgv.org.au)

**30% OFF**



### Paraffin Section Mounting Bath

The low profile unit has a removable rectangular glass basin for easy cleaning. The glass basin is obliquely illuminated by LED which results in a high contrast, glare-free image. When the light is off the specimens are seen against a black background.

See page U9, cat. no. UM-WBG

**We are over-stocked and selling existing stock at a fantastic discount**

# GET IT NOW!

*Incredible discount, purchase your dream machine.*

**Prices include shipping within Australia**

**20% OFF**

**\$8,651**



### Automated Tissue Processor

Tissue processing is critically important to a high-volume, high-quality histology laboratory. This 12-phase tissue processor combines proven technology and a modern, functionally enhanced design.

See page U5, cat. no. UM-TP

**ASK**



### Histology Embedding Centre

The centre console is complete for wax infiltration, orientation and embedding of specimens. The hot wax tank is very large and there are two heated receptacles, heated tweezers holders, a small cold plate and hot corrugations to remove excess wax. There is a touchplate switch to open an (adjustable flow-rate) valve for filling cassettes. A footswitch is provided to alternatively operate the heated wax dispenser.

See page U5, cat. no. UM-EC2800



**ProSciTech Pty Ltd**

**ProSciTech Pty. Ltd.**

11 Carlton St, Kirwan, QLD  
www.proscitech.com

Phone: +61 7 4773 9444

E-mail: pst@proscitech.com



Org. No. A0035235F

HISTOLOGY GROUP OF VICTORIA INC  
AGM MINUTES

**Thursday 10th November 2016**  
Peter MacCallum Cancer Centre  
305 Grattan Street, Melbourne 3000

Opened 6:50pm

Apologies:

Judy Brincat

Present:

The meeting register lists all members present at the meeting which indicates that the meeting was quorate.

Previous Minutes:

It was moved and seconded that the minutes of the Annual General Meeting held on the 12<sup>th</sup> November 2015 be accepted as a true and accurate record. Adrian Warmington/Kerrie Scott. **Motion Carried**

President's Report (Adrian Warmington):

The President's Report was presented to the meeting highlighting the events of the year.

Treasurer's Report (Mark Bromley):

Net Income \$2300.47  
Total Equity \$61559.79

The financial statements and annual statements in accordance with Schedule 1 Regulation 15 of the *Associations Incorporation Reform Act 2012* were presented at the meeting. It was moved and seconded to accept the financial reports. Adrian Warmington/Elizabeth Baranyai.  
**Motion Carried**

### Life Membership

It was moved and seconded to accept the committee's nomination of Alison Boyd as Life Member. Adrian Warmington/Kerrie Scott. **Motion Carried.**

### Nominations and Election of Office Bearers and Committee:

The following nominations were received

President	Mark Bromley
Treasurer	Vacant
Secretary	Adrian Warmington

#### Ordinary Committee

1. Elizabeth Baranyai
2. Kellie Vukovic
3. Alison Boyd
4. Sue Sturrock
5. Meghan Leo
6. Kerrie Scott
7. Samantha Arandelovic
8. Kellie Madigan
9. Alistair Townsend
10. Vacant
11. Vacant
12. Vacant
13. Vacant
14. Vacant
15. Vacant

As nominations did not exceed any of the vacancies, all nominees are automatically elected to the office bearer and committee positions.

### Other Business:

None

Meeting Closed 6:57pm



## BenchMark Special Stains Automation: it feels this good

The VENTANA BenchMark Special Stains system brings you complete baking-through-staining automation for histology special stains, so you can count on excellent quality and speed.

- Workflow efficiency – eliminates manual processes and temperature batching with automated deparaffinisation and independent slide heating
- Consistent quality – empowering high-quality stains every time
- Reduced risk – decrease technician risks with individual slide staining and reduced exposure to harmful chemicals

Please contact your local Roche Diagnostics - VENTANA Products Account Manager for any further information



[www.roche.com](http://www.roche.com)

[www.ventana.com](http://www.ventana.com)

Roche Diagnostics Australia Pty Ltd  
2 Julius Ave, North Ryde, NSW. 2113  
ABN 29 003 001 205  
Tel: +61 2 9860-2222

© 2017 Roche Diagnostics.  
VENTANA, the VENTANA logo and BENCHMARK are trademarks of Roche. AU3010 1112A - NJ 06-16





2:24 PM

13/08/17

Accrual Basis

**HGV inc.**  
**Profit & Loss**  
**July 2016 through June 2017**

	<u>Jul '16 - Jun 17</u>
<b>Income</b>	
Advertising	11,700.00
Event Income	1,050.00
Other income	15,960.46
Sponsorship	1,300.00
	<hr/>
<b>Total Income</b>	30,010.46
<b>Expense</b>	
Committee meeting expenses	766.55
Event expenses	23,280.90
Expenses	
Bank fees	120.00
Insurance	2,516.24
Web Hosting	2,005.10
	<hr/>
<b>Total Expenses</b>	4,641.34
Honorarium	1,000.00
Newsletter	1,207.47
Scientific meeting	244.00
	<hr/>
<b>Total Expense</b>	31,140.26
	<hr/>
<b>Net Income</b>	<b>-1,129.80</b>

2:20 PM

13/08/17

Accrual Basis

**HGV inc.**  
**Balance Sheet**  
**As of June 30, 2017**

	<u>Jun 30, 17</u>
<b>ASSETS</b>	
Current Assets	
Chequing/Savings	
Histology Group of Victoria	8,536.33
ING	66,393.66
Total Chequing/Savings	74,929.99
Accounts Receivable	
Accounts Receivable	2,125.00
Total Accounts Receivable	2,125.00
Total Current Assets	77,054.99
<b>TOTAL ASSETS</b>	<b><u>77,054.99</u></b>
<b>LIABILITIES</b>	
Current Liabilities	
Accounts Payable	
Accounts Payable	-600.00
Total Accounts Payable	-600.00
Total Current Liabilities	-600.00
<b>TOTAL LIABILITIES</b>	<b><u>-600.00</u></b>
<b>NET ASSETS</b>	<b><u>77,654.99</u></b>
<b>EQUITY</b>	
Opening Bal Equity	61,136.71
Retained Earnings	17,648.08
Net Income	-1,129.80
<b>TOTAL EQUITY</b>	<b><u>77,654.99</u></b>

**Delphic AP** Specimen Preparation Kentish Plover

---

**Test Details**

Test ID	16/S00297	NHI	PID0003
ID		Urgency	Routine
Test name	Plover, Kentish		

---

**Specimen Details**

Specimen ID	1 (1 of 1)	Blocks	10
Specimen Type	APPER	Remaining	No
Specimen Description	Appendix		

---

**Details**

Block	Pieces	Procedures	Block Type	Hold	H & E	Decal	Block Comments
1/A	1	HE	Paraffin	No	1	N/A	
1/B	1	HE	Paraffin	No	1	N/A	
1/C	1	HE, AB	Paraffin	No	1	N/A	
1/D	Many	AB	Paraffin	No	1	N/A	Block contains small specimen fragments
			Paraffin	No	1	N/A	
			Paraffin	No	1	N/A	
			No	1	N/A		
			No	1	N/A		
			1	N/A			

Buttons:

# Delphic AP

Designer software for your pathology workflow

- Eliminate the risk of error with bar-code driven, single-piece workflow, enabling full traceability of every specimen and item.
- Complete interfacing to cassette writers, slide writers, label printers and auto-stainers.
- Advanced pathology reporting with integrated RCPA reporting protocols.
- Meets all Australian standards and billing requirements.
- Improve customer service and quality with optional electronic orders module and online/mobile access to histopathology reports.



Org. No. A0035235F

# “IMMUNOHISTOCHEMISTRY ANTIBODIES”

**Speaker:** David Byrne (PeterMac) - PDL-1  
Kathryne Dunne (Dorevitch) - Interesting case  
solved with IHC  
Andy Dinnan (Alfred) - 1p19q FISH staining

**Date:** Thursday 21<sup>th</sup> September 2017

**Time:** 6:15 – Refreshments  
6:45 – Presentation

**Venue:** Foyer- Level 7 Lecture Theatre B  
Peter MacCallum Cancer Center  
VCCC Building  
305 Grattan Street, Parkville

Parking:

1. VCCC - enter off Flemington Road (\$14 for 1-2 hours)
2. Wilson Parking – 33 Bedford Street, North Melbourne (Pay by credit card at machine & display ticket - \$3 after 4pm)
3. University of Melbourne Royal Parade Car Park- 10 Royal Parade, Parkville (Pay & display - \$8 after 5pm)

Sponsored By:



**Agilent Technologies**



**ABACUS** ALS.



**ThermoFisher**  
SCIENTIFIC

**Leica**  
BIOSYSTEMS

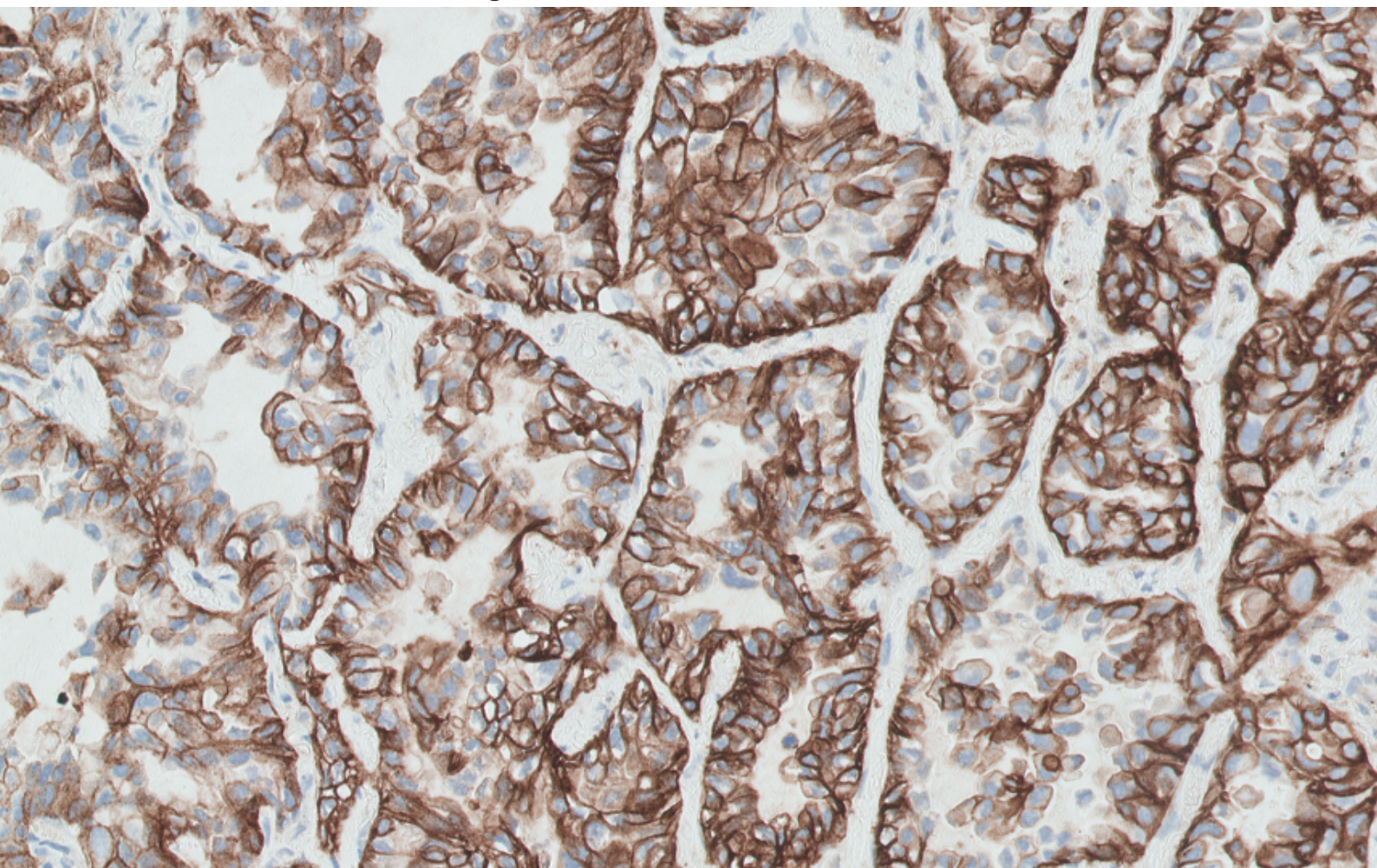
Attendance at this meeting contributes to APACE points




# Leadership in PD-L1 IHC pharmDx.

- FDA-approved and CE-IVD marked PD-L1 tests
- Use clinically validated tests for clinically relevant results
- Reliable PD-L1 results on Dako Autostainer Link 48

Learn more at [www.agilent.com](http://www.agilent.com)



WEBINAR SERIES | 2017 EDUCATIONAL PROGRAM



**PD-L1 - Comprehensive  
Education for the Entire Lab**

Agilent would like to invite the entire pathology laboratory to a complete PD-L1 program.

Register now at [bit.ly/PDL1edu](http://bit.ly/PDL1edu)



Agilent Technologies







Org. No. A0035235F

## **Future Events:**

# **2017**

Thursday 21st September

IHC Meeting

Venue- Peter Mac

Thursday 16-17<sup>th</sup> November

National Histology Conference Workshops

Venue- Hobart

Saturday 18th-19<sup>th</sup> November

National Histology Conference

Venue Hotel Grand Chancellor , Hobart

**Further details**

<http://www.nationalhistologyconference.com/>